

MIDAS INFRA TRADE LIMITED


CIN-L65910DL1994PLC062379

Regd. Office : House No. 439, Jagrifi Enclave, Vikas Marg, Delhi-110092

AUDITED FINANCIAL RESULTS FOR THE QUARTER & YEAR ENDED ON 31st MARCH 2016

(` in 00)


Sr. No.	Particulars	STANDALONE				CONSOLIDATED		
		Quarter Ended		Year Ended		Year Ended	Year Ended	
		31 Mar'16 (Audited)	31 Dec'15 (Unaudited)	31 Mar'15 (Audited)	31 Mar'16 (Audited)	31 Mar'15 (Audited)	31 Mar'15 (Audited)	
1	Income from Operations							
	(a) Net Sales/Income from Operations	17,490.53	(663.72)	435.97	16,743.09	30,796.84	16,869.09	30,796.84
	(b) Other operating Income	10,757.57	2,500.00	238.49	17,457.57	1,335.37	17,457.57	1,358.32
	Total Income from operations (net)	28,248.10	1,836.28	674.45	34,200.66	32,132.21	34,326.66	32,155.16
2	Expenses							
	(a) Cost of materials consumed			-		-		-
	(b) Purchases of Stock-in-trade			-		30,763.63		30,763.63
	(c) Changes in Inventories of finished goods, work-in-progress and stock-in-trade			-		-		-
	(d) Employee Benefits Expense	1,330.75	350.00	-	2,755.75	-	2,755.75	-
	(e) Depreciation & Amortization	175.53	750.00	139.72	3,925.53	558.89	3,925.53	558.89
	(f) Administrative & Other Expenses	24,339.01	125.00	139.22	25,089.01	1,158.54	25,333.62	1,461.27
	Total Expenses	25,845.29	1,225.00	278.94	31,770.29	32,481.06	32,014.90	32,783.79
3	Profit from operations before other income, finance costs and	2,402.81	611.28	395.52	2,430.37	(348.86)	2,311.76	(628.63)
4	Other Income							
5	Profit from before finance costs and exceptional items (3+4)	2,402.81	611.28	395.52	2,430.37	(348.86)	2,311.76	(628.63)
6	Finance Costs							
7	Profit from ordinary activities after finance cost and before Exceptional items (5-6)	2,402.81	611.28	395.52	2,430.37	(348.86)	2,311.76	(628.63)
8	Exceptional items							
9	Profit before Tax (7-8)	2,402.81	611.28	395.52	2,430.37	(348.86)	2,311.76	(628.63)
10	Tax Expense							
	(a) Current Tax	46.53	23.00	122.21	69.53	-	69.53	-
	(b) Deferred Tax							
11	Net Profit after tax for the Period	2,356.28	588.28	273.30	2,360.84	(348.86)	2,242.23	(628.63)
12	Extra ordinary item							
13	Net Profit/Loss for the period(11+-12)	2,356.28	(565.28)	273.30	2,360.84	(348.86)	2,242.23	(628.63)
14	Share of Profit of Associates							
15	Minority Interest							
16	Net Profit (13+14+15)	2,356.28	(565.28)	273.30	2,360.84	(348.86)	2,242.23	(628.63)
17	Paid up Equity Share Capital, Equity Shares of ` 10 each sub divided in to Equity Share of Re.1 each w.e.f 21.10.2014	12,20,000	12,20,000	12,20,000	12,20,000	12,20,000	12,20,000	12,20,000
18	Reserves excluding revaluation reserves as per balance sheet of previous accounting year	17,925.75	17,925.75	17,925.75	17,925.75	17,925.75	17,925.75	17,925.75
19	Earnings per share (Face value of ` 10 each divided in to Re.1 each w.e.f. 21.10.2014)							
	(a) Basic	0.0019	0.0050	0.0022	0.0019	(0.0029)	0.0018	(0.0515)
	(b) Diluted	0.0019	0.0050	0.0022	0.0019	(0.0029)	0.0018	(0.0515)
A	PARTICULARS OF SHAREHOLDING							
1	Public shareholding							
	- Number of shares	11,96,89,770	11,96,89,770	11,96,96,770	11,96,89,770	11,96,96,770	11,96,89,770	11,96,96,770
	- Percentage of shareholding	98.11%	98.11%	98.11%	98.11%	98.11%	98.11%	98.11%
2	Promoters & Promoter Group Shareholding							
	(a) Pledged/ Encumbered							
	- Number of shares	0.00%	0.00%	0.00	0.00%	0.00%	0.00%	0
	- Percentage of shares (as a % of the total shareholding of promoter and promoter group)	0.00%	0.00%	0.00	0.00%	0.00%	0.00%	0.00%
	- Percentage of shares (as a % of the total share capital of the company)	0.00%	0.00%	0.00	0.00%	0.00%	0.00%	0.00%



(b) Non-Encumbered							
- Number of shares	2310230	2310230	23,03,230	2310230	2303230	2310230	2303230
- Percentage of shares (as a % of the total shareholding of promoter and promoter group)	100.00%	100.00%	100.00%	100.00%	100.00%	100.00%	100.00%
- Percentage of shares (as a % of the total share capital of the company)	1.89%	1.89%	1.89%	1.89%	1.89%	1.89%	1.89%

1. The aforesaid results have been duly received by Audit Committee and approved by the Board of Directors at the meeting of Board of Directors held on 30.05.2016
2. The above results are subject to audit report by the statutory auditors of the Company.
3. Figures of previous year have been reclassified/regrouped/consolidated wherever necessary
4. No investors complaints was pending at the beginning of quarter two complaint were received during the quarter
5. The current period results and previous quarter results has been modified according to the accounting treatment as per ICAI guidelines and there is no impact on the previous quarters figures.

By the order of Board
For Midas Infra Trade Limited



Place: Delhi
Date 30.05.2016


MIDAS INFRA TRADE LIMITED

STATEMENT OF ASSETS AND LIABILITIES

(Amount in Rs.)

	PARTICULARS	STANDALONE		CONSOLIDATED	
		As at 31st March 2016	As at 31st March 2015	As at 31st March 2016	As at 31st March 2015
		(Audited)	(Audited)	(Audited)	(Audited)
A	EQUITY AND LIABILITIES				
1	Shareholder's Funds				
	(a) Share Capital	12,20,00,000	12,20,00,000	12,20,00,000	12,20,00,000
	(b) Reserves and Surplus	1,98,62,821	1,30,77,622	1,97,04,859	1,27,97,846
	(c) 0% Convertible Bond Application Money		-		-
	Sub Total-Shareholder's Funds (a)	14,18,62,821	13,50,77,622	14,17,04,859	13,47,97,846
2	Non Current Liabilities				
	Long-term borrowings	5,68,335	10,00,000	5,68,335	10,00,000
	Other long-term liabilities		-		-
	Long-term provisions non-current liabilities		-		-
	Sub Total-Current Liabilities (b)	5,68,335	10,00,000	5,68,335	10,00,000
2	Current Liabilities				
	(a) Short Term Borrowings		1,57,50,000		1,57,50,000
	(b) Trade Payables	63,95,042	1,55,72,415	63,95,042	1,55,72,415
	(c) Other Current Liabilities	28,090	28,090	33,090	2,72,461
	(d) Short-Term Provisions		28,060		-
	Sub Total-Current Liabilities (c)	64,23,132	3,13,54,876	64,28,132	3,15,94,876
	TOTAL-EQUITY AND LIABILITIES (a+b+c)	14,88,54,288	16,74,32,498	14,87,01,326	16,73,92,722
B	ASSETS				
1	Non-Current Assets				
	(a) Fixed Assets	3,16,10,031	2,92,45,384	3,16,10,031	2,92,45,384
	(b) Non-Current Investments	2,12,70,500	1,78,70,500	2,35,55,500	2,18,20,500
	(c) Deferred Tax Assets (net)	44,93,715	-	44,93,715	-
	(d) Investment in Subsidiary	35,00,000	75,00,000		
	(e) other non-current assets	4,40,430	6,99,561	4,40,430	7,45,561
	Sub Total-Non Current Assets (a)	6,13,14,676	5,53,15,445	6,00,99,676	5,18,11,445
2	Current Assets				
	(a) Inventories				
	(b) Trade Receivables	9,66,800	28,16,800	9,66,800	28,16,800
	(c) Cash and Cash Equivalents	74,23,783	82,37,736	84,85,821	1,17,01,960
	(d) Short Term Loan & Advances	7,87,66,432	10,07,12,658	7,87,66,432	10,07,12,658
	(e) Other Current Assets	3,82,597	3,49,859	3,82,597	3,49,859
	Sub Total-Current Assets (b)	8,75,39,612	11,21,17,053	8,86,01,650	11,55,81,277
	TOTAL ASSETS (a+b)	14,88,54,288	16,74,32,498	14,87,01,326	16,73,92,722

By the order of Board
For Midas Infra Trade Limited



Place : Delhi
Date : 30.05.2016