

(1) (a) Statement showing Shareholding Pattern

Name of the Company : MIDAS INFRA TRADE LIMITED ( Formerly ASSOCIATED FINLEASE LIMITED)

Scrip Code : 531192

Scrip ID: ASFINLS

Class of Security : Equity Share


Quarter Ended : 31 December 2013

Partly paid-up shares :	No. of partly paid up shares	As a % of total no. of partly paid-up shares	As a % of total no. of shares of the Company
Held by Promoter / Promoters Group	NIL	N.A.	N.A.
Held by Public	NIL	N.A.	N.A.
Total	NIL	N.A.	N.A.
Outstanding convertible securities :	No. of outstanding securities	As a % of total no. of outstanding convertible securities	As a % of total no. of shares of the Company, assuming full conversion of the convertible securities
Held by Promoter / Promoters Group	NIL	N.A.	N.A.
Held by Public	NIL	N.A.	N.A.
Total	NIL	N.A.	N.A.
Warrants :	No. of warrants	As a % of total no. of warrants	As a % of total no. of shares of the Company, assuming full conversion of warrants
Held by Promoter / Promoters Group	NIL	N.A.	N.A.
Held by Public	NIL	N.A.	N.A.
Total	NIL	N.A.	N.A.

Rs. 1,22,00,000

Total paid up capital of the Company assuming full conversion of warrants and convertible securities

(divided into Rs. 1,22,00,00 Equity Shares of Rs. 10/- each)



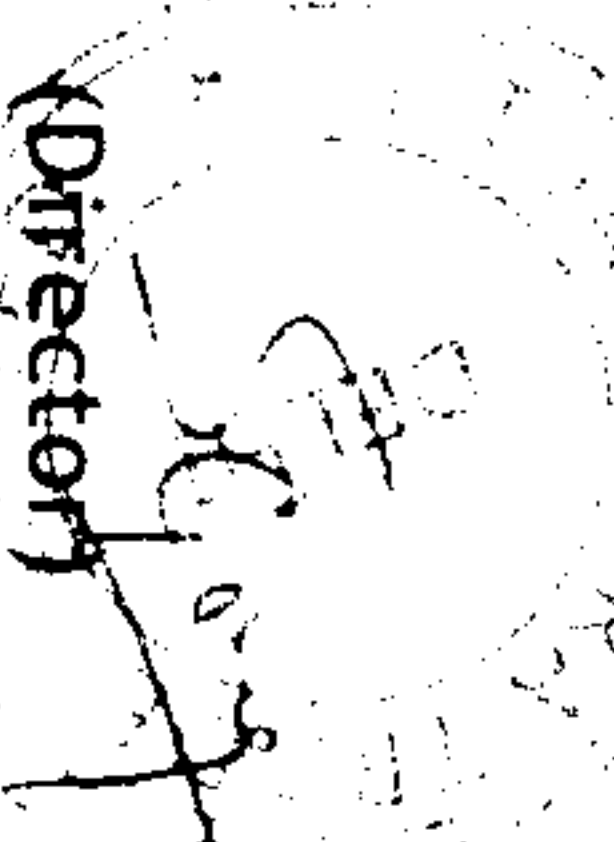


(d-ii)										
	Sub Total(A)(2)	0	0	0	0	0.00	0.00	0	0.00	
	Total Shareholding of Promoter and Promoter Group (A)=									
	(A)(1)+(A)(2)	28	443240	1100	3.63	3.63	0	0.00		
(B)	Public shareholding									
1	Institutions									
(a)	Mutual Funds/ UTI	1	58700	0	0.48	0.48	0	0.00		
(b)	Financial Institutions / Banks	0	0	0	0.00	0.00	0	0.00		
(c)	Central Government/ State Government(s)	0	0	0	0.00	0.00	0	0.00		
(d)	Venture Capital Funds	0	0	0	0.00	0.00	0	0.00		
(e)	Insurance Companies	0	0	0	0.00	0.00	0	0.00		
(f)	Foreign Institutional Investors	0	0	0	0.00	0.00	0	0.00		
(g)	Foreign Venture Capital Investors	0	0	0	0.00	0.00	0	0.00		
(h)	Any Other (specify)	0	0	0	0.00	0.00	0	0.00		
(h-i)										
(h-ii)										
	Sub-Total (B)(1)	1	58700	0	0.48	0.48	0	0.00		
B 2	Non-institutions									
(a)	Bodies Corporate	45	2586417	2571317	21.20	21.20	0	0.00		
(b)	Individuals									
	Individuals -i. Individual shareholders holding nominal share capital up to Rs 1 lakh									
1		1867	1047838	239108	8.59	8.59	0	0.00		

Handwritten signature and a circular stamp are present over the table data, specifically over the values 1867 and 1047838 in the last row.


ii	Individual shareholders holding nominal share capital in excess of Rs. 1 lakh.																	
(c)	Any Other (specify)	70	7149535	7138935		58.60	58.60	0										0.00
(c-i)	Clearing House/Public Trust	22	27800	12000		0.23	0.23	0										0.00
(c-ii)	corporate Bodies-OCB	0	0	0		0.00	0.00	0										0.00
(c-iii)	Intermediary/ Other Depository	0	0	0		0.00	0.00	0										0.00
(c-iv)	Hindu Undivided Family	25	885970	885470		7.26	7.26	0										0.00
(c-v)	clearing Member	1	500	500		0.00	0.00	0										
	Sub-Total (B)(2)	2030	11698060	10847330		95.89	95.89	0										0.00
(B)	Total Public Shareholding (B) = (B)(1)+(B)(2)	2031	11756760	10847330		96.37	96.37	0										0.00
	TOTAL (A)+(B)	2059	12200000	10848430		100.00	100.00	0										0.00
(C)	Shares held by Custodians and against which Depository Receipts have been issued	0	0	0		0.00	0.00	0										0.00
	GRAND TOTAL (A)+(B)+(C)	2059	12200000	10848430		100.00	100.00	0										0.00

FOR MIDAS INFRA TRADE LIMITED  
(FORMERLY ASSOCIATED FINLEASE LTD)

  
(Director)


(I)(b) Statement showing holding of securities (including shares, warrants, convertible securities) of persons belonging to the category "Promoter and Promoter Group"

Sr. No.	Name of the shareholder	Details of Shares held			Encumbered shares (*)		Details of warrants			Details of convertible securities		Total shares (including underlying shares assuming full conversion of warrants and convertible securities) as a % of diluted share capital
		Number of shares held	As a % of grand total (A)+(B)+(C)	No.	As a percentage (VI)=(V)/(III)*100	As a % of grand total (A)+(B)+(C) of sub-clause (I)(a)	Number of warrants held	As a % total number of warrants of the same class	Number of convertible securities held	As a % total number of convertible securities of the same class		
(i)	(ii)	(iii)	(iv)	(v)	(vi)	(vii)	(viii)	(ix)	(x)	(xi)	(xii)	
1	HARI OM BHATIA	222610	1.82	0	0	0	0	0	0	0	0	
2	M L BHATIA	125000	1.02	0	0	0	0	0	0	0	0	
3	SUNITA BHATIA	18710	0.15	0	0	0	0	0	0	0	0	
4	RAJEEV N BHATIA	11000	0.09	0	0	0	0	0	0	0	0	
5	NEELAM BHATIA	10000	0.08	0	0	0	0	0	0	0	0	
6	ASHOK BHATIA	10000	0.08	0	0	0	0	0	0	0	0	
7	RAJ NANDKISHORE BHATIA	3700	0.03	0	0	0	0	0	0	0	0	
8	SHAKUNTILA BHATIA	3700	0.03	0	0	0	0	0	0	0	0	
9	VIJAY KUMAR BHATIA	3700	0.03	0	0	0	0	0	0	0	0	
10	RADHA BHATIA	3700	0.03	0	0	0	0	0	0	0	0	
11	ARTI BHATIA	3700	0.03	0	0	0	0	0	0	0	0	
12	KRISHNA BHATIA	3510	0.03	0	0	0	0	0	0	0	0	
13	PHOOL BHATIA	3000	0.02	0	0	0	0	0	0	0	0	
14	SHAILESH BHATIA	3000	0.02	0	0	0	0	0	0	0	0	
15	NEELAM BHATIA	3000	0.02	0	0	0	0	0	0	0	0	
16	SWARAN BHATAI	3000	0.02	0	0	0	0	0	0	0	0	
17	SONAM BHATIA	3000	0.02	0	0	0	0	0	0	0	0	
18	HARI OM BHATIA HUF	2800	0.02	0	0	0	0	0	0	0	0	




19	SANDEEP BHATIA	1000	0.01	0	0	0	0	0	0	0	0	0	0	0	0	0	0	0	0	0	0	0
20	VANDANA BHATIA	1000	0.01	0	0	0	0	0	0	0	0	0	0	0	0	0	0	0	0	0	0	0
21	ASHA DEVI BHATIA	800	0.01	0	0	0	0	0	0	0	0	0	0	0	0	0	0	0	0	0	0	0
22	M L BHATIA HUF	800	0.01	0	0	0	0	0	0	0	0	0	0	0	0	0	0	0	0	0	0	0
23	NEERU BHATIA	600	0.00	0	0	0	0	0	0	0	0	0	0	0	0	0	0	0	0	0	0	0
24	SANDEEP BHATIA	600	0.00	0	0	0	0	0	0	0	0	0	0	0	0	0	0	0	0	0	0	0
25	ASHA DEVI BHATIA	600	0.00	0	0	0	0	0	0	0	0	0	0	0	0	0	0	0	0	0	0	0
26	M BHATIA	600	0.00	0	0	0	0	0	0	0	0	0	0	0	0	0	0	0	0	0	0	0
27	SANJAY DIWANCHANDRA BHATIA	100	0.00	0	0	0	0	0	0	0	0	0	0	0	0	0	0	0	0	0	0	0
27	SANDEEP BHATIA	10	0.00	0	0	0	0	0	0	0	0	0	0	0	0	0	0	0	0	0	0	0
TOTAL		443240	3.63	0.00	0.00	0.00	0.00	0.00	0.00	0.00	0.00	0.00	0.00	0.00	0.00	0.00	0.00	0.00	0.00	0.00	0.00	0.00

(\*) The term "encumbrance" has the same meaning as assigned to it in regulation 28(3) of the SAST Regulations, 2011




(1)(c)(i) Statement showing holding of securities (including shares, warrants, convertible securities) of persons belonging to the category "Public" and holding more than 1% of the total number of shares

Sr. No.	Name of the shareholder	Number of shares held	Shares as a percentage of total number of shares {i.e., Grand Total (A)+(B)+(C) indicated in Statement at para (1)(a) above}	Details of warrants		Details of convertible securities		Total shares (including underlying shares assuming full conversion of warrants and convertible securities) as a % of diluted share capital
				Number of warrants held	As a % total number of warrants of the same class	Number of convertible securities held	% w.r.t total number of convertible securities of the same class	
1	Globe Capital Market Limited	682000	5.59	0	0	0	0	0
2	R K Commodities Services Private Limited	600000	4.92	0	0	0	0	0
3	Indira Pandey	400000	3.28	0	0	0	0	0
4	Pankaj Agarwal	400000	3.28	0	0	0	0	0
5	Surya Medi Tech Limited	298293	2.45	0	0	0	0	0
6	Venus Insec Private Limited	259600	2.13	0	0	0	0	0
7	Suresh Kumar Garg	250000	2.05	0	0	0	0	0
8	Manoj Anand	250000	2.05	0	0	0	0	0
9	Monika Anand	250000	2.05	0	0	0	0	0
10	Virender Kumar Gupta	220300	1.81	0	0	0	0	0
11	Midas Global Securities Limited	220000	1.80	0	0	0	0	0
12	Neeraj Chaudhary	200000	1.64	0	0	0	0	0
13	Praveen Kumar Chaudhary	200000	1.64	0	0	0	0	0
14	Pankaj Agarwal And Sons	200000	1.64	0	0	0	0	0
15	Bhawna Agarwal	200000	1.64	0	0	0	0	0
16	Deepak Gupta	200000	1.64	0	0	0	0	0
17	Nitin Gupta	200000	1.64	0	0	0	0	0
18	Ashish Mittal	200000	1.64	0	0	0	0	0
19	Jitender Kaur	150000	1.23	0	0	0	0	0
20	Ravi Chopra	150000	1.23	0	0	0	0	0




21	Rachna Chopra	150000	1.23	0	0	0	0	0	0
22	Brijesh Kumar Anand	150000	1.23	0	0	0	0	0	0
23	Jitender Kumar	150000	1.23	0	0	0	0	0	0
24	Nirru Anand	150000	1.23	0	0	0	0	0	0
25	Swati Anand	150000	1.23	0	0	0	0	0	0
26	Hardeep Singh Banga	150000	1.23	0	0	0	0	0	0
27	Shridhar Financial Services Limited	141378	1.16	0	0	0	0	0	0
<b>TOTAL</b>		<b>6571571</b>	<b>53.89</b>	<b>0.00</b>	<b>0.00</b>	<b>0.00</b>	<b>0.00</b>	<b>0.00</b>	<b>0.00</b>





(1)(c)(ii) Statement showing holding of securities (including shares, warrants, convertible securities) of persons (together with PAC) belonging to the category "Public" and holding more than 5% of the total number of shares of the company

Sr. No.	Name(s) of the shareholder(s) and the Persons Acting in Concert (PAC) with them	Number of shares	Shares as a percentage of total number of shares {i.e., Grand Total (A)+(B)+(C) indicated in Statement at para (I)(a) above}	Details of		Details of convertible		Total shares (including underlying shares assuming full conversion of warrants and convertible securities) as a % of diluted share capital
				Number of warrants	As a % total number of warrants of the same class	Number of convertible securities held	% w.r.t total number of convertible securities of the same class	
1	Globe Capital Market Limited	682000	5.59	nil	nil	nil	nil	nil
<b>TOTAL</b>		<b>682000</b>	<b>5.59</b>	<b>0</b>	<b>0</b>	<b>0</b>	<b>0</b>	<b>0</b>



(I)(d) Statement showing details of locked-in shares

Sr. No.	Name of the shareholder	Number of locked-in shares	Locked-in shares as a percentage of total number of shares {i.e., Grand Total (A)+(B)+(C) indicated in Statement at para (I)(a) above}
1	Indira Pandey	400000	3.28
2	Pankaj Agarwal	400000	3.28
3	Suresh Kumar Garg	250000	2.05
4	Manoj Anand	250000	2.05
5	Monika Anand	250000	2.05
6	Virender Kumar Gupta	220300	1.81
7	Neeraj Chaudhary	200000	1.64
8	Praveen Kumar Chaudhary	200000	1.64
9	Pankaj Agarwal And Sons	200000	1.64
10	Bhawna Agarwal	200000	1.64
11	Deepak Gupta	200000	1.64
12	Nitin Gupta	200000	1.64
13	Ashish Mittal	200000	1.64
14	Jitender Kaur	150000	1.23
15	Ravi Chopra	150000	1.23
16	Rachna Chopra	150000	1.23
17	brijesh Kumar Anand	150000	1.23
18	Jitender kumar	150000	1.23
19	Niru Anand	150000	1.23
20	Swati Anand	150000	1.23
21	Hardeep Singh Banga	150000	1.23
22	Sandeep Kumar Singhal	100000	0.82
23	Pradeep Kumar Singhal	100000	0.82
24	Sahil Bansal	100000	0.82
25	Ankur Bansal	100000	0.82
26	Satbir Singh Banga	100000	0.82
27	Rachit Jain	100000	0.82
28	Nitin Gupta & Sons HUF	100000	0.82
29	Hema Gupta	100000	0.82
30	Neetu Gupta	100000	0.82
31	Sunil Mittal	100000	0.82




32	Lata Arora	100000		0.82
33	Praveen Arora	100000		0.82
34	Kiran	100000		0.82
35	Sudhindra N Shenviprabhu	100000	-	0.82
36	S K Modi HUF	100000		0.82
37	Deepak Gupta	100000		0.82
38	Jai Prakash Gupta	100000		0.82
39	Subodh Goel	100000		0.82
40	Subodh Goel	100000		0.82
41	Rukmani Devi Gupta	100000		0.82
42	Alka Goel	100000		0.82
43	Kirti Jindal	100000		0.82
44	Nirmal Guta	100000		0.82
45	Sandeep Kumar Jain	100000		0.82
46	Neena Mittal	100000		0.82
47	Sanjeet Kaur Banga	100000		0.82
48	Sanjay Garg	100000		0.82
49	Satinder Singh Banga	100000		0.82
TOTAL		7170300		58.77

(II)(a) Statement showing details of Depository Receipts (DRs)


Sr. No.	Type of outstanding DR (ADRs, GDRs, SDRs, etc.)	Number of outstanding DRs	Number of shares underlying outstanding DRs	Shares underlying outstanding DRs as a percentage of total number of shares {i.e., Grand Total (A)+(B)+(C) indicated in Statement at para (I)(a) above}
	NOT APPLICABLE	0	0	0.00
TOTAL		0	0	0.00

(II)(b) Statement showing Holding of Depository Receipts (DRs), where underlying shares are in excess of 1% of the total number of shares



Sr. No.	Name of the DR Holder	Type of outstanding DR (ADRs, GDRs, SDRs, etc.)	Number of shares underlying outstanding DRs	Shares underlying outstanding DRs as a percentage of total number of shares {i.e., Grand Total (A)+(B)+(C) indicated in Statement at para (l)(a) above}
1	NOT APPLICABLE	0	0	0.00
TOTAL		0	0	0.00

FOR MIDAS INFRA TRADE LIMITED  
(FORMERLY ASSOCIATED FINLEASE LTD)



(Director)