

(1) (a) Statement showing Shareholding Pattern

Name of the Company : Midas Infra Trade Limited (Formerly Known as Associated finlease limited)

Scrip Code : 531192

Scrip ID: MIDINFRA


Class of Security : Equity Share

Quarter Ended : 30th June 2014

Partly paid-up shares :	No. of partly paid up shares	As a % of total no. of partly paid-up shares	As a % of total no. of shares of the Company
Held by Promoter / Promoters Group	NIL	N.A.	N.A.
Held by Public	NIL	N.A.	N.A.
Total	NIL	N.A.	N.A.
Outstanding convertible securities :	No. of outstanding securities	As a % of total no. of outstanding convertible securities	As a % of total no. of shares of the Company, assuming full conversion of the convertible securities
Held by Promoter / Promoters Group	NIL	N.A.	N.A.
Held by Public	NIL	N.A.	N.A.
Total	NIL	N.A.	N.A.
Warrants :	No. of warrants	As a % of total no. of warrants	As a % of total no. of shares of the Company, assuming full conversion of warrants
Held by Promoter / Promoters Group	NIL	N.A.	N.A.
Held by Public	NIL	N.A.	N.A.
Total	NIL	N.A.	N.A.

Total paid up capital of the Company
assuming full conversion of warrants
and convertible securities


Rs. 1,22,00,0000
(divided into Rs. 1,22,00,000 Equity
Shares of Rs. 10/- each)



(d-ii)										
	Sub Total(A)(2)	0	0	0	0	0.00	0.00	0	0.00	
	Total Shareholding of Promoter and Promoter Group (A) = (A)(1)+(A)(2)	27	444058	4918	3.64	3.64	0	0.00		
(B)	Public shareholding									
1	Institutions									
(a)	Mutual Funds/ UTI	1	58700	0	0.48	0.48	0	0.00		
(b)	Financial Institutions / Banks	0	0	0	0.00	0.00	0	0.00		
(c)	Central Government/ State Government(s)	0	0	0	0.00	0.00	0	0.00		
(d)	Venture Capital Funds	0	0	0	0.00	0.00	0	0.00		
(e)	Insurance Companies	0	0	0	0.00	0.00	0	0.00		
(f)	Foreign Institutional Investors	0	0	0	0.00	0.00	0	0.00		
(g)	Foreign Venture Capital	0	0	0	0.00	0.00	0	0.00		
(h)	Any Other (specify)	0	0	0	0.00	0.00	0	0.00		
(h-i)										
(h-ii)										
	Sub-Total (B)(1)	1	58700	0	0.48	0.48	0	0.00		
B 2	Non-institutions									
(a)	Bodies Corporate	51	1297115	1282015	10.63	10.63	0	0.00		
(b)	Individuals									
	Individuals -i. Individual shareholders holding nominal share capital up to Rs 1 lakh									
1		1903	1274264	533334	10.44	10.44	0	0.00		

ii	Individual shareholders holding nominal share capital in excess of Rs. 1 lakh.																		
(c)	Any Other (specify)	85	8195777	8195777	67.18	67.18	0	0.00											
(c-i)	Clearing House/Public Trust	20	26600	12000	0.22	0.22	0	0.00											
(c-ii)	corporate Bodies-OCB	0	0	0	0.00	0.00	0	0.00											
(c-iii)	Intermediary/ Other Depository	0	0	0	0.00	0.00	0	0.00											
c-iv)	Hindu Undivided Family	31	903436	903436	7.41	7.41	0	0.00											
(c-v)	clearing Member	1	50	50	0.00	0.00	0	0.00											
	Sub-Total (B)(2)	2091	11697242	10926612	95.88	95.88	0	0.00											
(B)	Total Public Shareholding (B) = (B)(1)+(B)(2)	2092	11755942	10926612	96.36	96.36	0	0.00											
	TOTAL (A)+(B)	2119	12200000	10931530	100.00	100.00	0	0.00											
(C)	Shares held by Custodians and against which Depository Receipts have been issued	0	0	0	0.00	0.00	0	0.00											
	GRAND TOTAL (A)+(B)+(C)	2119	12200000	10931530	100.00	100.00	0	0.00											

FOR MIDAS INFRA TRADE LIMITED
(Formerly Associated Finlease Limited)



21	VANDANA BHATIA	1000	0.01	-0	0	0	0	0	0	0	0	0	0	0	0	0	0	0	0
22	ASHA DEVI BHATIA	800	0.01	0	0	0	0	0	0	0	0	0	0	0	0	0	0	0	0
23	M L BHATIA HUF	800	0.01	0	0	0	0	0	0	0	0	0	0	0	0	0	0	0	0
24	NEERU BHATIA	600	0.00	0	0	0	0	0	0	0	0	0	0	0	0	0	0	0	0
25	SANDEEP BHATIA	600	0.00	0	0	0	0	0	0	0	0	0	0	0	0	0	0	0	0
26	ASHA DEVI BHATIA	600	0.00	0	0	0	0	0	0	0	0	0	0	0	0	0	0	0	0
27	M BHATIA	600	0.00	0	0	0	0	0	0	0	0	0	0	0	0	0	0	0	0
27	SANJAY DIWANCHANDRA BHATIA	100	0.00	0	0	0	0	0	0	0	0	0	0	0	0	0	0	0	0
28	SANDEEP BHATIA	10	0.00																
TOTAL		444058	3.59	0.00	0.00	0.00	0.00	0.00	0.00	0.00	0.00	0.00	0.00	0.00	0.00	0.00	0.00	0.00	0.00

(*) The term "encumbrance" has the same meaning as assigned to it in regulation 28(3) of the SAST Regulations, 2014



(I)(c)(i) Statement showing holding of securities (including shares, warrants, convertible securities) of persons belonging to the category "Public" and holding more than 1% of the total number of shares

Sr. No.	Name of the shareholder	Number of shares held	Shares as a percentage of total number of shares {i.e., Grand Total (A)+(B)+(C) indicated in Statement at para (I)(a) above}	Details of warrants		Details of convertible securities		Total shares (including underlying shares assuming full conversion of warrants and convertible securities) as a % of diluted share capital
				Number of warrants held	As a % total number of warrants of the same class	Number of convertible securities held	% w.r.t total number of convertible securities of the same class	
1	Global Capital Market Limited	582000	4.77	0	0	0	0	0
2	Indira Pandey	400000	3.28	0	0	0	0	0
3	Pankaj Agarwal	400000	3.28	0	0	0	0	0
4	SURYA MEDI TECH LIMITED	258298	2.12	0	0	0	0	0
5	SURESH KUMAR GARG	250000	2.05	0	0	0	0	0
6	MANOJ ANAND	250000	2.05	0	0	0	0	0
7	MONIKA ANAND	250000	2.05	0	0	0	0	0
8	GETAMBER ANAND	250000	2.05	0	0	0	0	0
9	Virender Kumar Gupta	220300	1.81	0	0	0	0	0
10	Neeraj Chaudhary	200000	1.64	0	0	0	0	0
11	Praveen Kumar Chaudhary	200000	1.64	0	0	0	0	0
12	PANKAJ AGARWAL AND SONS	200000	1.64	0	0	0	0	0
13	BHAWNA AGGARWAL	200000	1.64	0	0	0	0	0
14	Deepak Gupta	200000	1.64	0	0	0	0	0
15	Nitin Gupta	200000	1.64	0	0	0	0	0
16	Ashish Mittal	200000	1.64	0	0	0	0	0
17	Jitender Kaur	150000	1.23	0	0	0	0	0
18	Ravi Chopra	150000	1.23	0	0	0	0	0
19	Rachna Chopra	150000	1.23	0	0	0	0	0
20	Brijesh Kumar Anand	150000	1.23	0	0	0	0	0




21	Jitender Kumar	150000	1.23	-	0	0	0	0	0	-	0
22	Niru Anand	150000	1.23	0	0	0	0	0	0	-	0
23	Swati Anand	150000	1.23	0	0	0	0	0	0	-	0
24	Hardeep Singh Banga	150000	1.23	0	0	0	0	0	0	-	0
25	Ashlar Securities Private Limited	150000	1.23	0	0	0	0	0	0	-	0
26	SHRIDHAR FINANCIAL SERVICES LTD.	141378	1.16	0	0	0	0	0	0	-	0
		5751976	47.17	0	0	0	0	0	0	-	0



(1)(c)(ii) Statement showing holding of securities (including shares, warrants, convertible securities) of persons (together with PAC) belonging to the category "Public" and holding more than 5% of the total number of shares of the company

Sr. No.	Name(s) of the shareholder(s) and the Persons Acting in Concert (PAC) with them	Number of shares	Shares as a percentage of total number of shares {i.e., Grand Total (A)+(B)+(C) indicated in Statement at para (1)(a) above}	Details of		Details of convertible		Total shares (including underlying shares assuming full conversion of warrants and convertible securities) as a % of diluted share capital
				Number of warrants	As a % of total number of warrants of the same class	Number of convertible securities held	% w.r.t total number of convertible securities of the same class	
1	nil	nil	nil	nil	nil	nil	nil	nil
TOTAL		nil	nil	nil	nil	0	0	0



(I)(d) Statement showing details of locked-in shares

Sr. No.	Name of the shareholder	Number of locked-in shares	Locked-in shares as a percentage of total number of shares {i.e., Grand Total (A)+(B)+(C) indicated in Statement at para (I)(a) above}
1	Indira Pandey	400000	3.28
2	Pankaj Agarwal	400000	3.28
3	Suresh Kumar Garg	250000	2.05
4	Manoj Anand	250000	2.05
5	Monika Anand	250000	2.05
6	Virender Kumar Gupta	220300	1.81
7	Neeraj Chaudhary	200000	1.64
8	Praveen Kumar Chaudhary	200000	1.64
9	Pankaj Agarwal And Sons	200000	1.64
10	Bhawna Agarwal	200000	1.64
11	Deepak Gupta	200000	1.64
12	Nitin Gupta	200000	1.64
13	Ashish Mittal	200000	1.64
14	Jitender Kaur	150000	1.23
15	Ravi Chopra	150000	1.23
16	Rachna Chopra	150000	1.23
17	brijesh Kumar Anand	150000	1.23
18	Jitender kumar	150000	1.23
19	Nirru Anand	150000	1.23
20	Swati Anand	150000	1.23
21	Hardeep Singh Banga	150000	1.23
22	Sandeep Kumar Singhal	100000	0.82
23	Pradeep Kumar Singhal	100000	0.82
24	Sahil Bansal	100000	0.82
25	Ankur Bansal	100000	0.82
26	Satbir Singh Banga	100000	0.82
27	Rachit Jain	100000	0.82
28	Nitin Gupta & Sons	100000	0.82
29	Hema Gupta	100000	0.82

	Name of the DR Holder	Type of outstanding DR (ADRs, GDRs, SDRs, etc.)	Number of shares underlying outstanding DRs	Shares underlying outstanding DRs as a percentage of total number of shares (i.e., Grand Total (A)+(B)+(C) indicated in Statement at para (i)(a) above]
1	NOT APPLICABLE	0	0	0.00
TOTAL		0	0	0.00

FOR MIDDLE EASTERN TRADE LIMITED
 (Formerly Associated Telephone Limited)
 (Director)

