

(1) (a) Statement showing Shareholding Pattern

Name of the Company : ASSOCIATED FINLEASE LIMITED

Scrip Code : 531192

Scrip ID: ASFINLS

Class of Security : Equity Share

Quarter Ended : 30th June, 2013


Partly paid-up shares :	No. of partly paid up shares	As a % of total no. of partly paid-up shares	As a % of total no. of shares of the Company
Held by Promoter / Promoters Group	NIL	N.A.	N.A.
Held by Public	NIL	N.A.	N.A.
Total	NIL	N.A.	N.A.
Outstanding convertible securities :	No. of outstanding securities	As a % of total no. of outstanding convertible securities	As a % of total no. of shares of the Company, assuming full conversion of the convertible securities
Held by Promoter / Promoters Group	NIL	N.A.	N.A.
Held by Public	NIL	N.A.	N.A.
Total	NIL	N.A.	N.A.
Warrants :	No. of warrants	As a % of total no. of warrants	As a % of total no. of shares of the Company, assuming full conversion of warrants
Held by Promoter / Promoters Group	NIL	N.A.	N.A.
Held by Public	NIL	N.A.	N.A.
Total	NIL	N.A.	N.A.

Total paid up capital of the Company
Rs. 50,297,000
(divided into 50,29,700 Equity
and convertible securities
Shares of Rs. 10/- each)




Statement Showing Shareholding Pattern

Name of the Company :		ASSOCIATED FINLEASE LIMITED										
		Quarter Ended : 30.06.2013										
Category code	Category of Shareholder	Number of Shareholders	Total number of shares	Number of shares held in dematerialized form	Total shareholding as a		Shares Pledged or		Number of shares	As a percentage		
					As a percentage of(A+B) ¹	As a percentage of (A+B+C)	As a percentage	of shares				
(A)	Shareholding of Promoter and Promoter Group ²											
1	Indian											
(a)	Individuals/ Hindu Undivided Family	28	445240	3100	8.85	8.85	0	0.00				
(b)	Central Government/ State Government(s)	0	0	0	0.00	0.00	0	0.00				
(c)	Bodies Corporate	0	0	0	0.00	0.00	0	0.00				
(d)	Financial Institutions/ Banks	0	0	0	0.00	0.00	0	0.00				
(e)	Any Others(Specify)	0	0	0	0.00	0.00	0	0.00				
(e-i)												
(e-ii)												
	Sub Total(A)(1)	28	445240.00	3100.00	8.85	8.85	0	0.00				
2	Foreign											
a	Individuals (Non-Residents Individuals/ Foreign Individuals)	0	0	0	0.00	0.00	0	0.00				
b	Bodies Corporate	0	0	0	0.00	0.00	0	0.00				
c	Institutions	0	0	0	0.00	0.00	0	0.00				
d	Any Others(Specify)	0	0	0	0.00	0.00	0	0.00				
(d-i)												




(d-ii)																			
	Sub Total(A)(2)	0		0		0.00		0.00		0		0.00							
	Total Shareholding of Promoter and Promoter Group (A) = (A)(1)+(A)(2)	28		445240		8.85		8.85		0		0.00							
(B)	Public shareholding																		
1	Institutions																		
(a)	Mutual Funds/ UTI	1		58700		1.17		1.17		0		0.00							
(b)	Financial Institutions / Banks	0		0		0.00		0.00		0		0.00							
(c)	Central Government/ State Government(s)	0		0		0.00		0.00		0		0.00							
(d)	Venture Capital Funds	0		0		0.00		0.00		0		0.00							
(e)	Insurance Companies	0		0		0.00		0.00		0		0.00							
(f)	Foreign Institutional Investors	0		0		0.00		0.00		0		0.00							
(g)	Foreign Venture Capital Investors	0		0		0.00		0.00		0		0.00							
(h)	Any Other (specify)	0		0		0.00		0.00		0		0.00							
(h-i)																			
(h-ii)																			
	Sub-Total (B)(1)	1		58700		1.17		1.17		0		0.00							
B 2	Non-institutions																		
(a)	Bodies Corporate	44		3277498		65.16		65.16		0		0.00							
(b)	Individuals																		
	Individuals - i. Individual shareholders holding nominal share capital up to Rs 1 lakh																		
1		1845		903037		17.95		17.95		0		0.00							




II	ii. Individual shareholders holding nominal share capital in excess of Rs. 1 lakh.												
(c)	Any Other (specify)	6	310675	300075	6.18	6.18	0	0.00					
(c-i)	Clearing House/Public Trust	22	27800	12000	0.55	0.55	0	0.00					
(c-ii)	corporate Bodies-OCB	0	0	0	0.00	0.00	0	0.00					
(c-iii)	Intermediary/ Other Depository	0	0	0	0.00	0.00	0	0.00					
c-iv)	Hindu Undivided Family	5	6750	6250	0.13	0.13	0	0.00					
(c-v)	clearing Member	0	0	0	0.00	0.00	0	0.00					
	Sub-Total (B)(2)	1922	4525760	3664030	89.98	89.98	0	0.00					
(B)	Total Public Shareholding (B) = (B)(1)+(B)(2)	1923	4584460	3664030	91.15	91.15	0	0.00					
	TOTAL (A)+(B)	1951	5029700	3667130	100.00	100.00	0	0.00					
(C)	Shares held by Custodians and against which Depository Receipts have been issued	0	0	0	0.00	0.00	0	0.00					
		1951	5029700	3667130	100.00	100.00	0	0.00					

FOR ASSOCIATED FINLEASE LIMITED


(Director)

(1)(b) Statement showing holding of securities (including shares, warrants, convertible securities) of persons belonging to the category "Promoter and Promoter Group"

Sr. No.	Name of the shareholder	Details of Shares held		Encumbered shares (*)		Details of warrants		Details of convertible securities		Total shares (including underlying shares assuming full conversion of warrants and convertible securities) as a % of diluted share capital	
		Number of shares held	As a % of grand total (A)+(B)+(C)	No.	As a percentage (VI)=(V)/(III)*100	As a % of grand total (A)+(B)+(C) of sub-clause (I)(a)	Number of warrants held	As a % total number of warrants of the same class	Number of convertible securities held		As a % total number of convertible securities of the same class
(i)	(ii)	(iii)	(iv)	(v)	(vi)	(vii)	(viii)	(ix)	(x)	(xi)	(xii)
1	SANDEEP BHATIA	10	0.00			0	0	0	0	0	0
2	SANJAY DIWANCHANDRA BHATIA	100	0.00			0	0	0	0	0	0
3	M BHATIA	600	0.01			0	0	0	0	0	0
4	ASHA DEVI BHATIA	600	0.01			0	0	0	0	0	0
5	SANDEEP BHATIA	600	0.01			0	0	0	0	0	0
6	NEERU BHATIA	600	0.01			0	0	0	0	0	0
7	M L BHATIA HUF	800	0.02			0	0	0	0	0	0
8	ASHA DEVI BHATIA	800	0.02			0	0	0	0	0	0
9	VANDANA BHATIA	1000	0.02			0	0	0	0	0	0
10	HARI OM BHATIA HUF	2800	0.06			0	0	0	0	0	0
11	SONAM BHATIA	3000	0.06			0	0	0	0	0	0
12	SWARAN BHATIA	3000	0.06			0	0	0	0	0	0
13	NEELAM BHATIA	3000	0.06			0	0	0	0	0	0
14	SHAILESH BHATIA	3000	0.06			0	0	0	0	0	0
15	PHOOL BHATIA	3000	0.06			0	0	0	0	0	0
16	SANDEEP BHATIA	3000	0.06			0	0	0	0	0	0
17	KRISHNA BHATIA	3510	0.07			0	0	0	0	0	0
18	ARTI BHATIA	3700	0.07			0	0	0	0	0	0



19	RADHA BHATIA	3700	0.07						0	0	0	0	0	0	0	0	0	0	0
20	VIJAY KUMAR BHATIA	3700	0.07						0	0	0	0	0	0	0	0	0	0	0
21	SHAKUNTALA BHATIA	3700	0.07						0	0	0	0	0	0	0	0	0	0	0
22	RAJ NANDKISHORE BHATIA	3700	0.07						0	0	0	0	0	0	0	0	0	0	0
23	ASHOK BHATIA	10000	0.20						0	0	0	0	0	0	0	0	0	0	0
24	NEELAM BHATIA	10000	0.20						0	0	0	0	0	0	0	0	0	0	0
25	RAJEEV N BHATIA	11000	0.22						0	0	0	0	0	0	0	0	0	0	0
26	SUNITA BHATIA	18710	0.37						0	0	0	0	0	0	0	0	0	0	0
27	M L BHATIA	125000	2.49						0	0	0	0	0	0	0	0	0	0	0
28	HARI OM BHATIA	222610	4.43						0	0	0	0	0	0	0	0	0	0	0
									0	0	0	0	0	0	0	0	0	0	0
		445240	8.85						0.00	0.00	0.00	0.00	0.00	0.00	0.00	0.00	0.00	0.00	0.00

(*) The term "encumbrance" has the same meaning as assigned to it in regulation 28(3) of the SAST Regulations, 2011



(1)(c)(i) Statement showing holding of securities (including shares, warrants, convertible securities) of persons belonging to the category "Public" and holding more than 1% of the total number of shares

Sr. No.	Name of the shareholder	Number of shares held	Shares as a percentage of total number of shares {i.e., Grand Total (A)+(B)+(C) indicated in Statement at para (1)(a) above}	Details of warrants			Details of convertible securities		Total shares (including underlying shares assuming full conversion of warrants and convertible securities) as a % of diluted share capital
				Number of warrants held	As a % total number of warrants of the same class	Number of convertible securities held	% w.r.t total number of convertible securities of the same class		
1	GLOBE CAPITAL MARKET LIMITED	682000	13.56	0	0	0	0	0	
2	RK STOCKHOLDING PVT LTD	635806	12.64						
3	SURYA MEDI TECH LIMITED	298293	5.93						
4	VENUS INSEC PRIVATE LIMITED	259600	5.16						
5	CPR CAPITAL SERVICES LTD	200001	3.98	0	0	0	0	0	
6	PUMPY GARMENTS PRIVATE LIMITED	168991	3.36						
7	SHAIL INVESTMENTS PRIVATE LIMITED	150000	2.98						
8	STROP CREATION PRIVATE LIMITED	145000	2.88						
9	PACE STOCK BROKING SERVICE LIMITED	144419	2.87						
10	JAI NARAYAN	139550	2.77						
11	ZAPTUNE SOFTWARE PRIVATE LIMITED	136000	2.70						
12	N D FINANCIAL SERVICES PRIVATE LIMITED	120400	2.39						
13	ANKUSH GUPTA	100000	1.99						
14	AGLOW FINANCIAL SERVICES PVT LTD	96673	1.92						
15	VASHULINGA FINANCE PRIVATE LIMITED	70000	1.39						
16	BANK OF INDIA A/C BOI MUTUAL FUND	58700	1.17						
TOTAL		3405433	67.69						

(D)(c)(ii) Statement showing holding of securities (including shares, warrants, convertible securities) of persons (together with PAC) belonging to the category "Public" and holding more than 5% of the total number of shares of the company

Sr. No.	Name(s) of the shareholder(s) and the Persons Acting in Concert (PAC) with them	Number of shares	Shares as a percentage of total number of shares {i.e., Grand Total (A)+(B)+(C) indicated in Statement at para (D)(a)}	Details of		Details of convertible		Total shares (including underlying shares assuming full conversion of warrants)
				Number of warrants	As a % of total number of warrants of the same class	Number of convertible securities held	% w.r.t total number of convertible securities of the same class	
1	GLOBE CAPITAL MARKET LIMITED	682000	13.56	nil	nil	nil	nil	nil
2	RK STOCKHOLDING PVT LTD	635806	12.64	nil	nil	nil	nil	nil
3	SURYA MEDI TECH LIMITED	298293	5.93	nil	nil	nil	nil	nil
4	VENUS INSEC PRIVATE LIMITED	259600	5.16	nil	nil	nil	nil	nil
		1875699	37.29	0		0		0

2

(1)(d) Statement showing details of locked-in shares

Sr. No.	Name of the shareholder	Number of	Locked-in shares as a
		0	0.00
TOTAL		0	0.00


(1)(a) Statement showing details of Depository Receipts (DRs)

Sr. No.	Type of outstanding DR (ADRs, GDRs, SDRs, etc.)	Number of outstanding DRs	Number of shares underlying outstanding DRs	Shares underlying outstanding DRs as a percentage of total number of shares {i.e., Grand Total (A)+(B)+(C) indicated in Statement at para (1)(a) above}
	NOT APPLICABLE	0	0	0.00
TOTAL		0	0	0.00

(1)(b) Statement showing Holding of Depository Receipts (DRs), where underlying shares are in excess of 1% of the total number of shares

Sr. No.	Name of the DR Holder	Type of outstanding DR (ADRs, GDRs, SDRs, etc.)	Number of shares underlying outstanding DRs	Shares underlying outstanding DRs as a percentage of total number of shares {i.e., Grand Total (A)+(B)+(C) indicated in Statement at para (1)(a) above}
1	NOT APPLICABLE		0	0.00
TOTAL			0	0.00

For Associated Finance Limited



(Director)