

(1) (a) Statement showing Shareholding Pattern

Name of the Company : ASSOCIATED FINLEASE LIMITED

Script Code : 531192

Script ID: ASFINLS

Class of Security : Equity Share

Quarter Ended : 30th September, 2013

Partly paid-up shares :	No. of partly paid up shares	As a % of total no. of partly paid-up shares	As a % of total no. of shares of the Company
Held by Promoter / Promoters Group	NIL	N.A.	N.A.
Held by Public	NIL	N.A.	N.A.
Total	NIL	N.A.	N.A.
Outstanding convertible securities :	No. of outstanding securities	As a % of total no. of outstanding convertible securities	As a % of total no. of shares of the Company, assuming full conversion of the convertible securities
Held by Promoter / Promoters Group	NIL	N.A.	N.A.
Held by Public	NIL	N.A.	N.A.
Total	NIL	N.A.	N.A.
Warrants :	No. of warrants	As a % of total no. of warrants	As a % of total no. of shares of the Company, assuming full conversion of warrants
Held by Promoter / Promoters Group	NIL	N.A.	N.A.
Held by Public	NIL	N.A.	N.A.
Total	NIL	N.A.	N.A.


Total paid up capital of the Company  
assuming full conversion of warrants  
and convertible securities

Rs. 50,297,000  
(divided into 50,29,700 Equity  
Shares of Rs. 10/- each)



**Statement Showing Shareholding Pattern**

Name of the Company :		ASSOCIATED FINLEASE LIMITED							
		Quarter Ended : 30.09.2013							
Category code	Category of Shareholder	Number of Shareholders	Total number of shares	Number of shares held in dematerialized form	Total shareholding as a		Shares Pledged or		
					As a percentage of(A+B) <sup>1</sup>	As a percentage of (A+B+C)	Number of shares	As a percentage	
(A)	Shareholding of Promoter and Promoter Group <sup>2</sup>								
1	Indian								
(a)	Individuals/ Hindu Undivided Family	28	445240	3100	8.85	8.85	0	0.00	
(b)	Central Government/ State Government(s)	0	0	0	0.00	0.00	0	0.00	
(c)	Bodies Corporate	0	0	0	0.00	0.00	0	0.00	
(d)	Financial Institutions/ Banks	0	0	0	0.00	0.00	0	0.00	
(e)	Any Others(Specify)	0	0	0	0.00	0.00	0	0.00	
(e-i)									
(e-ii)									
	<b>Sub Total(A)(1)</b>	<b>28</b>	<b>445240.00</b>	<b>3100.00</b>	<b>8.85</b>	<b>8.85</b>	<b>0</b>	<b>0.00</b>	
2	Foreign								
a	Individuals (Non-Residents Individuals/ Foreign Individuals)	0	0	0	0.00	0.00	0	0.00	
b	Bodies Corporate	0	0	0	0.00	0.00	0	0.00	
c	Institutions	0	0	0	0.00	0.00	0	0.00	
d	Any Others(Specify)	0	0	0	0.00	0.00	0	0.00	
(d-i)									








(I)(b) Statement showing holding of securities (including shares, warrants, convertible securities) of persons belonging to the category "Promoter and Promoter Group"


Sr. No.	Name of the shareholder	Details of Shares held		Encumbered shares (*)		Details of warrants		Details of convertible securities		Total shares (including underlying shares assuming full conversion of warrants and convertible securities) as a % of diluted share capital	
		Number of shares held	As a % of grand total (A)+(B)+(C)	No.	As a percentage (VI)=(V)/(III)*100	Number of warrants held	As a % of total number of warrants of the same class	Number of convertible securities held	As a % of total number of convertible securities of the same class		
(i)	(ii)	(iii)	(iv)	(v)	(vi)=(v)/(iii)*100	(vii)	(viii)	(ix)	(x)	(xi)	(xii)
1	SANDEEP BHATIA	10	0.00			0	0	0	0	0	0
2	SANJAY DIWANANCHANDRA BHATIA	100	0.00			0	0	0	0	0	0
3	M BHATIA	600	0.01			0	0	0	0	0	0
4	ASHA DEVI BHATIA	600	0.01			0	0	0	0	0	0
5	SANDEEP BHATIA	600	0.01			0	0	0	0	0	0
6	NEERU BHATIA	600	0.01			0	0	0	0	0	0
7	M L BHATIA HUF	800	0.02			0	0	0	0	0	0
8	ASHA DEVI BHATIA	800	0.02			0	0	0	0	0	0
9	VANDANA BHATIA	1000	0.02			0	0	0	0	0	0
10	HARI OM BHATIA HUF	2800	0.06			0	0	0	0	0	0
11	SONAM BHATIA	3000	0.06			0	0	0	0	0	0
12	SWARAN BHATIA	3000	0.06			0	0	0	0	0	0
13	NEELAM BHATIA	3000	0.06			0	0	0	0	0	0
14	SHAILESH BHATIA	3000	0.06			0	0	0	0	0	0
15	PHOOL BHATIA	3000	0.06			0	0	0	0	0	0
16	SANDEEP BHATIA	3000	0.06			0	0	0	0	0	0
17	KRISHNA BHATIA	3510	0.07			0	0	0	0	0	0
18	ARTI BHATIA	3700	0.07			0	0	0	0	0	0






(1)(c)(i) Statement showing holding of securities (including shares, warrants, convertible securities) of persons belonging to the category "Public" and holding more than 1% of the total number of shares

Sr. No.	Name of the shareholder	Number of shares held	Shares as a percentage of total number of shares {i.e., Grand Total (A)+(B)+(C) indicated in Statement at para (1)(a) above}	Details of warrants			Details of convertible securities		Total shares (including underlying shares assuming full conversion of warrants and convertible securities) as a % of diluted share capital
				Number of warrants held	As a % total number of warrants of the same class	Number of convertible securities held	% w.r.t total number of convertible securities of the same class		
1	GLOBE CAPITAL MARKET LIMITED	682000	13.56	0	0	0	0	0	
2	RK STOCKHOLDING PVT LTD	635806	12.64	0	0	0	0	0	
3	SURYA MEDI TECH LIMITED	298293	5.93	0	0	0	0	0	
4	VENUS INSEC PRIVATE LIMITED	259600	5.16	0	0	0	0	0	
5	MIDAS GLOBAL SECURITIES LIMITED	220000	4.37	0	0	0	0	0	
6	SHRIDHAR FINANCIAL SERVICES LIMITED	141378	2.81	0	0	0	0	0	
7	JAI NARAYAN	139550	2.77	0	0	0	0	0	
8	N D FINANCIAL SERVICES PRIVATE LIMITED	120400	2.39	0	0	0	0	0	
9	AGLOW FINANCIAL SERVICES PVT LTD	120173	2.39	0	0	0	0	0	
10	ZAPTUNE SOFTWARE PRIVATE LIMITED	119991	2.39	0	0	0	0	0	
11	ATUL KUMAR AGARWAL	100000	1.99	0	0	0	0	0	
12	PUMPY GARMENTS PRIVATE LIMITED	100000	1.99	0	0	0	0	0	
13	SORUS POWER PRIVATE LIMITED	100000	1.99	0	0	0	0	0	
14	BANK OF INDIA A/C BOI MUTUAL FUND	58700	1.17	0	0	0	0	0	
<b>TOTAL</b>		<b>3095891</b>	<b>61.55</b>	<b>0</b>	<b>0</b>	<b>0</b>	<b>0</b>	<b>0</b>	



(1)(c)(ii) Statement showing holding of securities (including shares, warrants, convertible securities) of persons (together with PAC) belonging to the category "Public" and holding more than 5% of the total number of shares of the company

Sr. No.	Name(s) of the shareholder(s) and the Persons Acting in Concert (PAC) with them	Number of shares	Shares as a percentage of total number of shares i.e., Grand Total (A)+(B)+(C) indicated in Statement at para (1)(a)	Details of		Details of convertible		Total shares (including underlying shares assuming full conversion of warrants)
				Number of warrants	As a % of total number of warrants of the same class	Number of convertible securities held	% w.r.t total number of convertible securities of the same class	
1	GLOBE CAPITAL MARKET LIMITED	682000	13.56	nil	nil	nil	nil	nil
2	RK STOCKHOLDING PVT LTD	635806	12.64	nil	nil	nil	nil	nil
3	SURYA MEDI TECH LIMITED	298293	5.93	nil	nil	nil	nil	nil
4	VENUS INSEC PRIVATE LIMITED	259600	5.16	nil	nil	nil	nil	nil
		1875699	37.29	0		0		0





(I)(d) Statement showing details of locked-in shares

Sr. No.	Name of the shareholder	Number of	Locked-in shares as a
		0	0.00
TOTAL		0	0.00

(II)(a) Statement showing details of Depository Receipts (DRs)

Sr. No.	Type of outstanding DR (ADRs, GDRs, SDRs, etc.)	Number of outstanding DRs	Number of shares underlying outstanding DRs	Shares underlying outstanding DRs as a percentage of total number of shares {i.e., Grand Total (A)+(B)+(C) indicated in Statement at para (I)(a) above}
	NOT APPLICABLE	0	0	0.00
TOTAL		0	0	0.00

(II)(b) Statement showing Holding of Depository Receipts (DRs), where underlying shares are in excess of 1% of the total number of shares

Sr. No.	Name of the DR Holder	Type of outstanding DR (ADRs, GDRs, SDRs, etc.)	Number of shares underlying outstanding DRs	Shares underlying outstanding DRs as a percentage of total number of shares {i.e., Grand Total (A)+(B)+(C) indicated in Statement at para (I)(a) above}
1		NOT APPLICABLE	0	0.00
TOTAL			0	0.00

For ASPECT Finance Limited

