

(1) (a) Statement showing Shareholding Pattern

Name of the Company : Midas Infra Trade Limited (Formerly Known as Associated finlease limited)


Scrip Code : 531192

Scrip ID: MIDINFRA

Class of Security : Equity Share

Quarter Ended : 30th September 2015

Partly paid-up shares :	No. of partly paid up shares	As a % of total no. of partly paid-up shares	As a % of total no. of shares of the Company
Held by Promoter / Promoters Group	NIL	N.A.	N.A.
Held by Public	NIL	N.A.	N.A.
Total	NIL	N.A.	N.A.
Outstanding convertible securities :	No. of outstanding securities	As a % of total no. of outstanding convertible securities	As a % of total no. of shares of the Company, assuming full conversion of the convertible securities
Held by Promoter / Promoters Group	NIL	N.A.	N.A.
Held by Public	NIL	N.A.	N.A.
Total	NIL	N.A.	N.A.
Warrants :	No. of warrants	As a % of total no. of warrants	As a % of total no. of shares of the Company, assuming full conversion of warrants
Held by Promoter / Promoters Group	NIL	N.A.	N.A.
Held by Public	NIL	N.A.	N.A.
Total	NIL	N.A.	N.A.
Total paid up capital of the Company assuming full conversion of warrants and convertible securities			
		Rs. 1,22,00,0000 (divided into Rs. 1,22,00,0000 Equity Shares of Re. 1/- each)	



Statement Showing Shareholding Pattern

Name of the Company : **Midas Infra Trade Limited (Associated Finlease Limited)**

Quarter Ended : 30.09.2015

Category code	Category of Shareholder	Number of Shareholders	Total number of shares	Number of shares held in dematerialized form	Total shareholding as a		Number of shares	Shares Pledged or As a percentage
					As a percentage of(A+B)¹	As a percentage of (A+B+C)		
(A)	Shareholding of Promoter and Promoter Group²							
1	Indian							
(a)	Individuals/ Hindu Undivided Family	24	2288225	28825	1.88	1.88	0	0.00
(b)	Central Government/ State Government(s)	0	0	0	0.00	0.00	0	0.00
(c)	Bodies Corporate	0	0	0	0.00	0.00	0	0.00
(d)	Financial Institutions/ Banks	0	0	0	0.00	0.00	0	0.00
(e)	Any Others(Specify)	0	0	0	0.00	0.00	0	0.00
	Sub Total(A)(1)	24	2288225	28825	1.88	1.88	0	0.00
2	Foreign							
a	Individuals (Non-Residents Individuals/ Foreign Individuals)	0	0	0	0.00	0.00	0	0.00
b	Bodies Corporate	0	0	0	0.00	0.00	0	0.00
c	Institutions	0	0	0	0.00	0.00	0	0.00
d	Any Others(Specify)	0	0	0	0.00	0.00	0	0.00
(d-i)								
(d-ii)								
	Sub Total(A)(2)	0	0	0	0.00	0.00	0	0.00
	Total Shareholding of Promoter and Promoter Group (A) = (A)(1)+(A)(2)	24	2288225	28825	1.88	1.88	0	0.00

	TOTAL (A)+(B)	2099	122000000	109984300	100	100	0	0
(C)	Shares held by Custodians and against which Depository Receipts have been issued	0	0	0	0.00	0.00	0	0.00
	GRAND TOTAL (A)+(B)+(C)	2099	122000000	109984300	100	100	0	0

FORAMINDASINRA TRADE LIMITED
 Formerly Associated Finlease Limited)




(1)(b) Statement showing holding of securities (including shares, warrants, convertible securities) of persons belonging to the category "Promoter and Promoter Group"

Sr. No.	Name of the shareholder	Details of Shares held			Encumbered shares (*)		Details of warrants			Details of convertible securities			Total shares (including underlying shares assuming full conversion of warrants and convertible securities) as a % of diluted share capital
		Number of shares held	As a % of grand total (A)+(B)+⊕	No.	As a percentage (V)=(V)/(III)*100	As a % of grand total (A)+(B)+(C) of sub-clause (I)(a)	Number of warrants held	As a % total number of warrants of the same class	Number of convertible securities held	As a % total number of convertible securities of the same class	(XII)		
1	SANDEEP BHATIA	100	0.00	0	0.00	0	0	0	0	0	0	0	
2	SANJAY DIWANCHANDRA BHATIA	1000	0.00	0	0	0	0	0	0	0	0	0	
3	M BHATIA	6000	0.00	0	0	0	0	0	0	0	0	0	
4	ASHA DEVI BHATIA	6000	0.00	0	0	0	0	0	0	0	0	0	
5	SANDEEP BHATIA	6000	0.00	0	0	0	0	0	0	0	0	0	
6	NEERU BHATIA	6000	0.00	0	0	0	0	0	0	0	0	0	
7	M L BHATIA HUF	8000	0.01	0	0	0	0	0	0	0	0	0	
8	ASHA DEVI BHATIA	8000	0.01	0	0	0	0	0	0	0	0	0	
9	SANDEEP BHATIA	27825	0.02	0	0	0	0	0	0	0	0	0	
10	HARI OM BHATIA HUF	28000	0.02	0	0	0	0	0	0	0	0	0	
11	SONAM BHATIA	30000	0.02	0	0	0	0	0	0	0	0	0	
12	SWARAN BHATAI	30000	0.02	0	0	0	0	0	0	0	0	0	
13	NEELAM BHATIA	30000	0.02	0	0	0	0	0	0	0	0	0	
14	PHOOL BHATIA	30000	0.02	0	0	0	0	0	0	0	0	0	
15	KRISHNA BHATIA	35100	0.03	0	0	0	0	0	0	0	0	0	
16	ARTI BHATIA	37000	0.03	0	0	0	0	0	0	0	0	0	
17	RADHA BHATIA	37000	0.03	0	0	0	0	0	0	0	0	0	
18	VIJAY KUMAR BHATIA	37000	0.03	0	0	0	0	0	0	0	0	0	
19	ASHOK BHATIA	100000	0.08	0	0	0	0	0	0	0	0	0	
20	HARI OM BHATIA	283100	0.23	0	0	0	0	0	0	0	0	0	
21	SUNITA BHATIA	187100	0.15	0	0	0	0	0	0	0	0	0	
22	M L BHATIA	1250000	1.02	0	0	0	0	0	0	0	0	0	
23	RAJ NANDKISHORE BHATIA	5000	0.00	0	0	0	0	0	0	0	0	0	
24	NEELAM BHATIA	100000	0.08	0	0	0	0	0	0	0	0	0	
TOTAL		2288225	1.88	0.00	0.00	0.00	0.00	0.00	0.00	0.00	0.00	0.00	

(*) The term "encumbrance" has the same meaning as assigned to it in regulation 28(3) of the SAST Regulations, 2011




Sr. No.	Name of the shareholder	Number of shares held	Shares as a percentage of total number of shares i.e., Grand Total (A)+(B)+(C) indicated in Statement at para (I)(a) above)	Details of warrants		Details of convertible securities		Total shares (including underlying shares assuming full conversion of warrants and convertible securities) as a % of diluted share capital
				Number of warrants held	As a % total number of warrants of the same class	Number of convertible securities held	% w.r.t total number of convertible securities of the same class	
1	Indira Pandey	4000000	3.28	0	0	0	0	0
2	Pankaj Agarwal	4000000	3.28	0	0	0	0	0
3	MIDAS GLOBAL SECURITIES LIMITED	3000000	2.46	0	0	0	0	0
4	GLOBE CAPITAL MARKET LTD	2820000	2.31	0	0	0	0	0
5	SURYA MEDI TECH LIMITED	2618220	2.15	0	0	0	0	0
6	SURESH KUMAR GARG	2500000	2.05	0	0	0	0	0
7	MANOJ ANAND	2500000	2.05	0	0	0	0	0
8	MONIKA ANAND	2500000	2.05	0	0	0	0	0
9	GETAMBER ANAND	2500000	2.05	0	0	0	0	0
10	Virender Kumar Gupta	2203000	1.81	0	0	0	0	0
11	Neeraj Chaudhary	2000000	1.64	0	0	0	0	0
12	Praveen Kumar Chaudhary	2000000	1.64	0	0	0	0	0
13	PANKAJ AGARWAL AND SONS	2000000	1.64	0	0	0	0	0
14	BHAWNA AGGARWAL	2000000	1.64	0	0	0	0	0
15	Deepak Gupta	2000000	1.64	0	0	0	0	0
16	Nitin Gupta	2000000	1.64	0	0	0	0	0
17	Ashish Mittal	2000000	1.64	0	0	0	0	0
18	Jitender Kaur	1500000	1.23	0	0	0	0	0
19	Ravi Chopra	1500000	1.23	0	0	0	0	0
20	Rachna Chopra	1500000	1.23	0	0	0	0	0
21	Brijesh Kumar Anand	1500000	1.23	0	0	0	0	0
22	Jitender Kumar	1500000	1.23	0	0	0	0	0
23	Niru Anand	1500000	1.23	0	0	0	0	0
24	Swati Anand	1500000	1.23	0	0	0	0	0
25	Hardeep Singh Banga	1500000	1.23	0	0	0	0	0
26	Shridhar Financial Services Pvt Ltd	1586280	1.3	0	0	0	0	0
	TOTAL	56059500	45.97	0	0	0	0	0



(I)(c)(ii) Statement showing holding of securities (including shares, warrants, convertible securities) of persons (together with PAC) belonging to the category "Public" and holding more than 5% of the total number of shares of the company

Sr. No.	Name(s) of the shareholder(s) and the Persons Acting in Concert (PAC) with them	Number of shares	Shares as a percentage of total number of shares {i.e., Grand Total (A)+(B)+(C) indicated in Statement at para (I)(a) above}	Details of		Details of convertible		Total shares (including underlying shares assuming full conversion of warrants and convertible securities) as a % of diluted share capital
				Number of warrants	As a % of total number of warrants of the same class	Number of convertible securities held	% w.r.t total number of convertible securities of the same class	
1	nil	nil	nil	nil	nil	nil	nil	nil
TOTAL		nil	nil	nil	nil	0	0	0

17



(I)(d) Statement showing details of locked-in shares


Sr. No.	Name of the shareholder	Number of locked-in shares	Locked-in shares as a percentage of total number of shares {i.e., Grand Total (A)+(B)+(C) indicated in Statement at para (I)(a) above}
NA	NA	NA	NA
TOTAL		NA	NA

(II)(a) Statement showing details of Depository Receipts (DRs)

Sr. No.	Type of outstanding DR (ADRs, GDRs, SDRs, etc.)	Number of outstanding DRs	Number of shares underlying outstanding DRs	Shares underlying outstanding DRs as a percentage of total number of shares {i.e., Grand Total (A)+(B)+(C) indicated in Statement at para (I)(a) above}
	NOT APPLICABLE	0	0	0.00

(II)(b) Statement showing Holding of Depository Receipts (DRs), where underlying shares are in excess of 1% of the total number of shares

Sr. No.	Name of the DR Holder	Type of outstanding DR (ADRs, GDRs, SDRs, etc.)	Number of shares underlying outstanding DRs	Shares underlying outstanding DRs as a percentage of total number of shares {i.e., Grand Total (A)+(B)+(C) indicated in Statement at para (I)(a) above}
1	NOT APPLICABLE		0	0.00
TOTAL			0	0.00

FOR MIDAS INFRA TRADE LIMITED
 (Formerly Associated Finlease Limited)

 (Director)